

408 MX

Overall

408 MX Park 1.500 Km

Race 1 45 Exp/ Master



Pos	No.	Name	Class	Total points	R1.	R2.
<hr/>						
+45 Exp						
1	440b	Mike Witt	+45 Exp	2	1	1
2	333b	Chris Gendusa	+45 Exp	4	2	2
3	104b	Dave Ornelas	+45 Exp	7	4	3
4	641 B	Steve Tanti	+45 Exp	8	3	5
5	111b	Gary Plaatje	+45 Exp	11	5	6
6	810s	Chris Nordby	+45 Exp	12	8	4
7	167b	Bobby Deason	+45 Exp	13	6	7
8	151b	Lynn Anderson	+45 Exp	17	9	8
9	23b	Michael Renner	+45 Exp	106	7	99
<hr/>						
+45 Master						
1	214s	Kevin Williams	+45 Master	2	1	1
2	58b	Nick Thom	+45 Master	4	2	2
3	23b	Mike Garcia	+45 Master	6	3	3

Chief of Timing & Scoring

Race Director

Orbits


www.mylaps.com

Licensed to: Sierra OTHG

408 MX

Overall
Race 2 45 Novice

408 MX Park 1.500 Km




Pos	No.	Name	Class	Total points	R1.	R2.
+45 Nov						
1	957b	John Rutherford	+45 Nov	3	2	1
2	727s	Rob Muehleisen	+45 Nov	3	1	2
3	189b	Fulton Connor	+45 Nov	7	3	4
4	90b	Derek Yuen	+45 Nov	10	7	3
5	94b	Rex Tener	+45 Nov	10	4	6
6	472b	Dan Lawson	+45 Nov	11	6	5
7	671b	Darren Tamayo	+45 Nov	13	5	8
8	464s	Tony Schwartz	+45 Nov	15	8	7
9	223b	Tim Kamholz	+45 Nov	18	9	9
10	137s	Mike Thomas	+45 Nov	20	10	10
11	277 S	Steve Minter	+45 Nov	22	11	11
12	G	Mike English (Eval-B)	+45 Nov	198	99	99
13	X	Ronnie Mitchell (Eval-B)	+45 Nov	198	99	99
14	931b	John Henry (Eval-B)	+45 Nov	198	99	99
15	988s	Rodney Alcantor (Eval-S)	+45 Nov	99	--	99
16	C	James Hendricks (Eval-B)	+45 Nov	99	--	99

408 MX

Overall

408 MX Park 1.500 Km

Race 3 30/38 Novice



Pos	No.	Name	Class	Total points	R1.	R2.
+30 Nov						
1	247b	Brent Rose	+30 Nov	2	1	1
2	257b	Jason Ferre	+30 Nov	5	2	3
3	258b	Dan Green	+30 Nov	6	4	2
4	194s	Craig Owen	+30 Nov	9	5	4
5	183b	Missie Dutton	+30 Nov	9	3	6
6	520 B	Alex Pavan	+30 Nov	11	6	5
7	61b	Greg Tribulato	+30 Nov	106	7	99
8	F	Brandon Anders (EVAL-B)	+30 Nov	198	99	99
9	908 B	Joseph Prunckle (EVAL-B)	+30 Nov	198	99	99
10	703s	Nate Meike (Eval-s)	+30 Nov	99	99	--

+38 Nov

1	21b	Scot Doolittle	+38 Nov	2	1	1
2	465 B	Leonardo Gonzalez	+38 Nov	4	2	2
3	324s	Brian Miller	+38 Nov	6	3	3
4	72b	Ben Jay	+38 Nov	8	4	4
5	284s	Justin Watkins	+38 Nov	10	5	5
6	484b	Edward McIlree	+38 Nov	13	7	6
7	747b	Heath Birkendahl	+38 Nov	14	6	8
8	245b	Mario Adamy	+38 Nov	16	9	7
9	628b	Dennis London	+38 Nov	17	8	9
10	696S	Ernest Serrano	+38 Nov	21	11	10
11	42s	Cameron Clark	+38 Nov	21	10	11

Chief of Timing & Scoring

Orbits

Race Director

www.mylaps.com


Licensed to: Sierra OTHG

408 MX

Overall

408 MX Park 1.500 Km

Race 4 52 Exp/ Master 58 Exp/ Master



Pos	No.	Name	Class	Total points	R1.	R2.
+52 Exp						
1	74b	Joe Madison	+52 Exp	2	1	1
2	404s	Dave Mozingo	+52 Exp	4	2	2
3	27 B	John Burnham	+52 Exp	6	3	3
4	8b	Vince Macias	+52 Exp	9	5	4
5	113 S	Mike Kain	+52 Exp	9	4	5
6	246s	Robert Fields	+52 Exp	12	6	6
7	757b	Eric Watt	+52 Exp	7	7	--
60 Expert						
1	267b	Allen Whipple	60 Expert	2	1	1
60 Master						
1	94s	Steve Law	60 Master	2	1	1

Chief of Timing & Scoring

Race Director

Orbits

www.mylaps.com


Licensed to: Sierra OTHG

408 MX

Overall

408 MX Park 1.500 Km

Race 5 30/38 Int



Pos	No.	Name	Class	Total points	R1.	R2.
+30 Int						
1	236 B	Jason Durling	+30 Int	2	1	1
2	131 B	Kevin Goury	+30 Int	5	3	2
3	121 B	Brian Sink	+30 Int	5	2	3
4	921b	Steven Turner	+30 Int	8	4	4
5	4s	Jason Augustson	+30 Int	10	5	5
6	5B	Ramien Ebadypour	+30 Int	12	6	6
7	E	Charles Lytle (Eval)	+30 Int	198	99	99
8	N	Jordan Sheldon (Eval-b)	+30 Int	198	99	99
9	H	Justin Berkenstock (EVAL-B)	+30 Int	198	99	99
10	14s	Jeff Neumann (Eval-S)	+30 Int	198	99	99
11	540 S	Ryan Eval B	+30 Int	198	99	99
12	703	Nate Melke (Eval-S)	+30 Int	198	99	99
+38 Int						
1	777b	Joseph Jacobs	+38 Int	2	1	1
2	88s	Andrew Dickson	+38 Int	4	2	2
3	384b	Raul DeLeon	+38 Int	8	4	4
4	312b	Jeff Whitaker	+38 Int	8	3	5
5	376b	Ian Read	+38 Int	10	7	3
6	197b	Michelle DiSalvo	+38 Int	12	6	6
7	920s	Bucky Gerolamy	+38 Int	12	5	7
8	128b	Jerry Debaca (Eval-B)	+38 Int	198	99	99
9	1	Deacon James (Eval-B)	+38 Int	99	--	99

Chief of Timing & Scoring

Orbits

Race Director

www.mylaps.com

Licensed to: Sierra OTHG

408 MX

Overall

408 MX Park 1.500 Km

Race 6 45/52 Beg

Pos	No.	Name	Class	Total points	R1.	R2.
+45 Beg						
1	147b	Keith Gurries	+45 Beg	2	1	1
2	145s	Robert Alcantor	+45 Beg	4	2	2
3	32b	Jason Deryckx	+45 Beg	6	3	3
4	666b	Dominic Lawrence	+45 Beg	8	4	4
5	11b	Dee Jay	+45 Beg	10	5	5
6	998s	Fred Blagini	+45 Beg	12	6	6
7	139b	Greg Provencio	+45 Beg	14	7	7
8	145b	Jerry Dimaggio (Eval-B)	+45 Beg	108	9	99
9	X	Sam Anderson (Eval-S)	+45 Beg	109	10	99
10	988s	Rodney Alcantor (Eval-S)	+45 Beg	110	11	99
11	j	Ron Cairas (Eval-B)	+45 Beg	111	12	99
12	P	Edward Steakley (EVAL-B)	+45 Beg	112	13	99
13	639b	James Hendricks (Eval-B)	+45 Beg	99	--	99
+52 Beg						
1	245s	Dan Duarte	+52 Beg	3	2	1
2	221b	Andrew Lesslie	+52 Beg	5	1	4
3	257s	Mike Sommer	+52 Beg	6	4	2
4	185b	Mark Lambert	+52 Beg	6	3	3
5	790b	Rick Hosier	+52 Beg	11	6	5
6	79s	Greg Kendrick	+52 Beg	11	5	6
7	719b	MICHAEL NITKIN (EVAL-B)	+52 Beg	106	7	99

Chief of Timing & Scoring

Orbits

Race Director

www.mylaps.com


Licensed to: Sierra OTHG

408 MX

Overall

408 MX Park 1.500 Km

Race 7 Womens A/B



Pos	No.	Name	Class	Total points	R1.	R2.
Women A						
1	138s	Linda Thomas	Women A	2	1	1
2	211b	Anhelica Anderson	Women A	4	2	2
3	413s	Lisa Glynn	Women A	7	4	3
4	922s	Steffanie Belden	Women A	7	3	4
5	9b	Paige Marciel	Women A	10	5	5
6	79b	Brenda Petuya	Women A	12	6	6
7	429b	Kristen Rhoades	Women A	14	7	7
Women B						
1	217s	Coleen Dwyer	Women B	2	1	1
2	169b	Charlene Spoor	Women B	5	3	2
3	518B	April Montello	Women B	5	2	3
4	48b	Kim Wonderwoman Stowe	Women B	8	4	4

Chief of Timing & Scoring

Race Director

Orbits

www.mylaps.com


Licensed to: Sierra OTHG

408 MX

Overall

408 MX Park 1.500 Km

Race 8 30/38 Beg



Pos	No.	Name	Class	Total points	R1.	R2.
+30 Beg						
1	627 B	Trenton Mason	+30 Beg	2	1	1
2	358s	Kelly Licon	+30 Beg	4	2	2
3	L	Ryan Dayton (Eval-B)	+30 Beg	198	99	99
4	E 2	Chad Sontag (EVAL-S)	+30 Beg	198	99	99
+38 Beg						
1	442b	TJ Barker	+38 Beg	2	1	1
2	508s	Daniel Teitgen	+38 Beg	5	3	2
3	137b	Jason Seaton	+38 Beg	5	2	3

Chief of Timing & Scoring

Race Director

Orbits


www.mylaps.com

Licensed to: Sierra OTHG

408 MX

Overall
Race 9 45/52 Int

408 MX Park 1.500 Km



Pos	No.	Name	Class	Total points	R1.	R2.
<hr/>						
+45 Int						
1	40s	Gary Pash	+45 Int	3	2	1
2	205s	Brent Workman	+45 Int	3	1	2
3	69b	Eugene Spoor	+45 Int	6	3	3
4	915s	Chris Skillman	+45 Int	10	6	4
5	87b	Mike Montello	+45 Int	10	5	5
6	44b	Matt Flatter	+45 Int	10	4	6
7	78s	James Skully	+45 Int	14	7	7
8	80s	Joe Lozowski	+45 Int	17	9	8
9	115s	Anthony Aquino	+45 Int	17	8	9
10	357s	John Barsell	+45 Int	20	10	10
11	B	Dewayne L. Smith (eval-b)	+45 Int	198	99	99
<hr/>						
+52 Int						
1	274s	David Pile	+52 Int	3	2	1
2	223b	Greg Kamholz	+52 Int	3	1	2
3	131s	Alex Chellew	+52 Int	8	4	4
4	21s	Uncle Mike	+52 Int	9	3	6
5	248b	Nick Nicholson	+52 Int	10	5	5
6	757b	Eric Watt	+52 Int	3	--	3

Chief of Timing & Scoring

Race Director

Orbits


www.mylaps.com

Licensed to: Sierra OTHG

408 MX

Overall
Race 10 30/38 Exp/ Master

408 MX Park 1.500 Km



Pos	No.	Name	Class	Total points	R1.	R2.
+30 Exp						
1	631b	Alex Flores	+30 Exp	2	1	1
2	130 B	Jimmy Garcia	+30 Exp	5	3	2
3	579b	Tadd Whitmire	+30 Exp	5	2	3
4	517B	Mike Rynhard	+30 Exp	8	4	4
5	64 B	Joey Garcia	+30 Exp	10	5	5
6	115b	Brian Mes	+30 Exp	13	7	6
7	134b	Donald Doty	+30 Exp	14	6	8
8	714 B	Robert Purl	+30 Exp	15	8	7
+30 Master						
1	312 S	Jeff Brownlee	+30 Master	2	1	1
2	170s	Randy Blair	+30 Master	4	2	2
+38 Exp						
1	597b	Jon Fisher	+38 Exp	2	1	1
2	901b	Kevin Halligan	+38 Exp	4	2	2
3	43b	Dan Salda	+38 Exp	6	3	3
4	300s	Eric Tyler	+38 Exp	8	4	4
5	1	Deacon James (Eval-B)	+38 Exp	198	99	99

Chief of Timing & Scoring

Race Director

Orbits

www.mylaps.com


Licensed to: Sierra OTHG

408 MX

Overall

408 MX Park 1.500 Km

Race 11 52 Novice 60 Novice 60 Int



Pos	No.	Name	Class	Total points	R1.	R2.
+52 Nov						
1	309b	Al Collins	+52 Nov	2	1	1
2	155 B	Michael Gurso	+52 Nov	4	2	2
3	164B	Richard Petuya	+52 Nov	6	3	3
4	143s	Scott Young	+52 Nov	8	4	4
5	812b	Neil Wander	+52 Nov	11	6	5
6	441b	Lee Becker	+52 Nov	13	7	6
7	13B	Tim Dwyer	+52 Nov	14	5	9
8	73b	Joe Bruno	+52 Nov	15	8	7
9	18 B	Thomas Davis	+52 Nov	17	9	8
10	525B	Jim Jensen	+52 Nov	20	10	10
11	240b	Vincent Cardamon	+52 Nov	22	11	11
12	Z	Glen Ibaria (EVAL-B)	+52 Nov	198	99	99
13	Q	George Koerber (EVAL-B)	+52 Nov	198	99	99
14	Y	Scott Douglas (EVAL-B)	+52 Nov	198	99	99
15	391	Lee Seyle (EVAL-S)	+52 Nov	198	99	99
+60 Int						
1	69s	Jim Moe	+60 Int	2	1	1
2	76b	Scott Conklin	+60 Int	101	2	99
60 Novice						
1	135s	Leroy Francard	60 Novice	2	1	1
2	128s	Russ Greenfield	60 Novice	4	2	2
3	651s	Chuck Nerviani	60 Novice	6	3	3
4	97b	Les Oldenbrook	60 Novice	8	4	4

Chief of Timing & Scoring

Orbits

Race Director

www.mylaps.com

Licensed to: Sierra OTHG